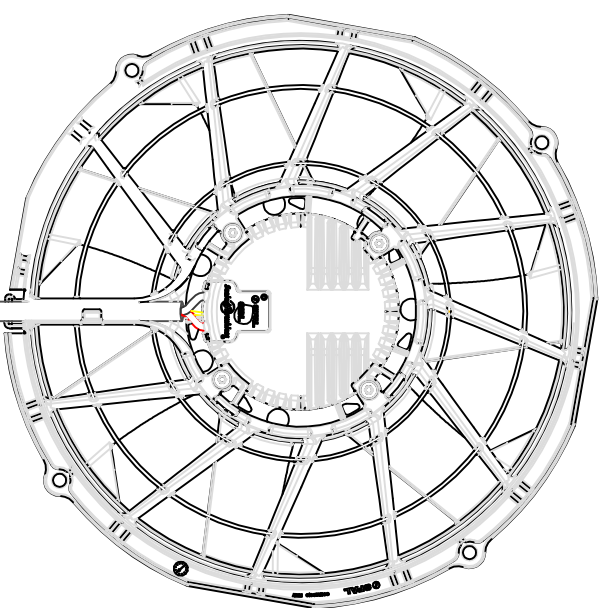


SPAL BRUSHLESS 12VDC MOTOR FAN

NOTE: VA89 SHROUD 305mm/12" FAN SHOWN



WIRE FUNCTION	WIRE COLOR	GA	INPUT/OUTPUT	INDEXING	TERMINAL	SEAL
GROUND	BLACK	12	INPUT	PIN 2	716-3251	7157-3580-60
POWER	RED	12	INPUT	PIN 1	716-3251	7157-3580-60
PWM	WHITE	18	INPUT	PIN 4	716-4103-02	7158-3031-90
ANALOG	YELLOW	18	INPUT	PIN 3	716-4103-02	7158-3031-90

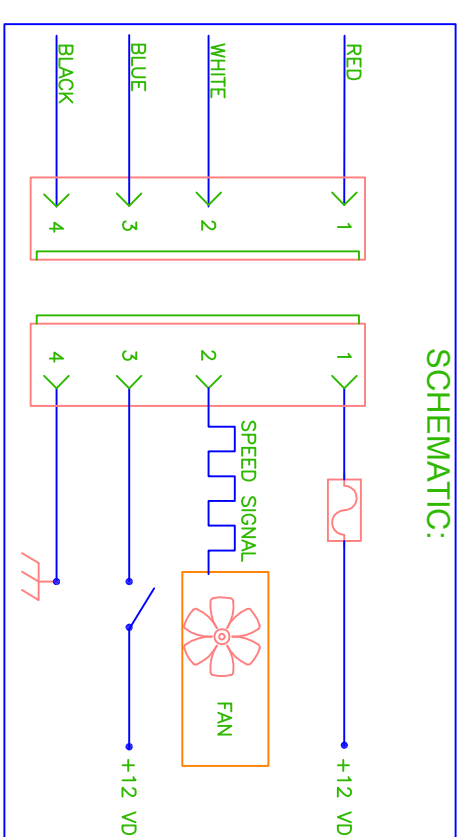
SPAL USA INTERFACE HARNESS SOLUTION: SBL-YAZ-PT

NOTE: THIS HARNESS INTERFACE MAY CHANGE DEPENDING UPON THE SPAL FAN BEING USED.

THE WHITE WIRE FROM THE SBL-YAZ-PT HARNESS WILL NEED TO BE CONNECTED/SPliced WITH THE WHITE WIRE OF THE SBL-TS-HARN. THIS CAN BE DONE AT A LOCATION IN THE HARNESS ROUTING DEEMED APPROPRIATE BY THE INSTALLER.

SPAL USA PWM SENSOR SOLUTIONS: SBL-TS01 SBL-TS02 SBL-TS03

WIRE FUNCTION	WIRE COLOR	GA	INDEXING
GROUND	BLACK	16-18	PIN 4
POWER	RED	16-18	PIN 1
PWM	WHITE	16-18	PIN 2
VERRIDE	BLUE	16-18	PIN 3



SPAL USA INTERFACE HARNESS SOLUTION: SBL-TS-HARN

CONNECT THE RED WIRE TO A FUSED SWITCHED IGNITION SOURCE.
NOTE: FROM THE RED WIRE OF THE SBL-TS-HARN.

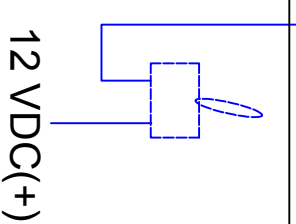
CONNECT THE GROUNDS FROM THE FAN AND SBL-TSxx SENSOR TO CHASSIS GROUND.
NOTE: FROM THE BLACK WIRE OF THE SBL-TS-HARN AND BLACK WIRE OF THE FAN.

FUSE HOLDER WITH 30 AMP ATO STYLE FUSE

NOTE: RED WIRE FROM THE SBL-YAZ-PT HARNESS. A DIFFERENT FUSE VALUE MAY BE REQUIRED DEPENDENT UPON THE SPAL BRUSHLESS MOTOR FAN BEING USED.

OPTIONAL OVERRIDE SWITCH (POSITIVE TRIGGER)

NOTE: FROM THE BLUE WIRE OF THE SBL-TS-HARN.



Battery

